

# Oil tank

# ST 250



Aluminium



Stainless steel

Sunfab offers its own range of hydraulic oil tanks ST 250 with a number of functional improvements necessary for high performance hydraulic systems.

Sunfab ST 250 radically reduces the air mixture in the hydraulic oil with an oil pipe around the return filter and a tried and tested baffle plate design. Air mixture is the main reason behind noise and cavitation of the pump.

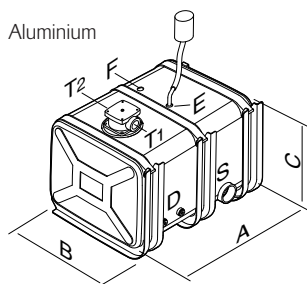
Sunfab ST 250 features an external breathing filter, which is fitted in a protected position to reduce the risk of clogging. The filter is connected to the tank via a hose.

Sunfab ST 250 is supplied with filter and brackets. The tank has recommended dimensions for inlet and outlet ports and is available in two different materials: ST 250 A in aluminium ST 250 S in stainless steel.

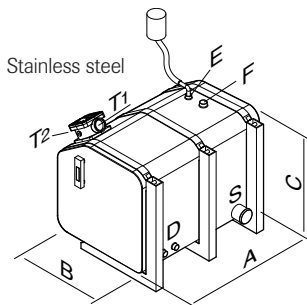
Other advantages of ST 250

- Large return oil filter giving a degree of filtration of 10 µm absolute
- Sight glass and outlet for level sensor/immersion heater
- Suction connection close to the bottom of the tank far from the return filter
- 2 connections G $\frac{3}{4}$  close to the bottom of the tank for, e.g. drainage or cooling hoses
- Heavy-duty installation brackets for frame assembly included

Aluminium



Stainless steel

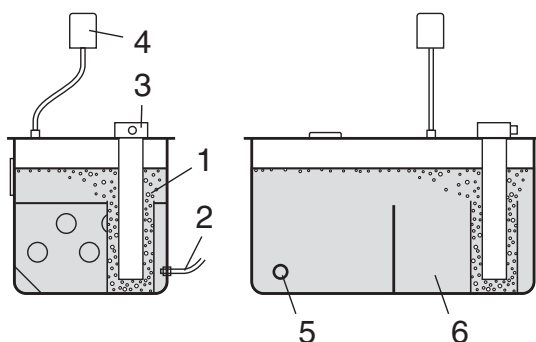


### Oil tank

			ST 250 A	ST 250 S
Volume	litres		250	250
Material			aluminium	stainless steel
Weight	kg		56	80
Dimensions	mm	A	830	830
	mm	B	680	600
	mm	C	530	600
Connection dimensions				
Suction	mm	S		Ø75
Suction	ISO G	S	3	
Return	ISO G	T1	2	2
Filler	ISO G	T2	1½	1½
Drainage/cooling	ISO G	D	¾ (2x)	¾ (2x)
Breathing filter	ISO G	E	1	1
Level sensor/immersion heater	ISO G	F	1	¾

Subject to design alteration

The design of the tank is important so that air bubbles are not drawn into the pump and on into the system. This is the Sunfab solution:



1. Air bubbles from the return oil are guided by the oil flow up to the oil level (venting area) via an oil pipe.
2. Drainage connection/cooling connection close to the bottom far from the suction connection.
3. Large return filter corresponding to 4 x the pump flow.
4. Separate breathing filter, which is fitted protected from water and dirt.
5. Suction connection close to the bottom of the tank on the opposite side to the return filter.
6. The net volume of the tank should be at least 1.5 x the pump flow and positioned so that the oil level lies above the pump.